

LED Recessed Downlights

PERFORMANCE CCT SELECTABLE - BAFFLE TRIM



Five CCT Choices, One Easy to Install Luminaire

Topaz's Performance Recessed Downlighting offers a remarkable five option color correlated temperature selectable switch. This versatile luminaire is an easily adaptable choice for retrofit and new construction applications, in commercial, residential and multi-family settings. Rated for use in insulated and non-insulated ceilings, it is easily installed with friction (4" model) or V-spring (5/6" model) clips and comes equipped with quick-connectors and E26 adapter.

FEATURES

- 5 position CCT Selectable switch: 2700K, 3000K, 3500K, 4000K, and 5000K
- T20 and T24 JA8: can be used to comply with Lighting Appliance Efficiency Regulations and High Efficacy LED Light Source Requirements
- IC Rated, approved for use in insulated ceiling and non-insulated ceiling
- Airtight certified per ASTM-E283
- White housing with polycarbonate lens
- E26 quick-connect adapter included

SUGGESTED APPLICATIONS

- Retrofit and new construction
- Commercial, residential and multi-family buildings
- Closets, stairwells, soffits, bathroom, and living areas





Job Name/Title: _____ Catalog Number _____
Contractor: _____ Notes: _____

LED Recessed Downlights

PERFORMANCE CCT SELECTABLE - BAFFLE TRIM

GENERAL SPECIFICATIONS

Input Voltage, Frequency Hz: 120V, 60Hz
Power Factor / THD %: >0.9, 25%
Lumens Per Watt: Up to 91
Dimmable: to 5% on select dimmers¹
CRI: 90

Functional Life (L70): 50,000 hours
Location Rating: Wet
Ambient Operating Temperature: -4°F to 113°F
IC Rated: Yes
AT Rated: Yes

ITEM SPECIFICATIONS / ORDER INFO

Catalog Number	Order Code	UPC	Lumens	Watts	CCT					Beam Angle	Input Amps	ENERGY STAR
RTL/403WH/7W/CTS-46	71131	751338035010	550	6.5W	2700K	3000K	3500K	4000K	5000K	95°	0.085A	Y
RTL/603WH/9W/CTS-46	71132	751338035027	770	9W	2700K	3000K	3500K	4000K	5000K	100°	0.11A	Y
RTL/603WH/11W/CTS-46	71133	751338035034	1,000	11W	2700K	3000K	3500K	4000K	5000K	100°	0.14A	Y

NOMENCLATURE

Example: RTL/403WH/7W/CTS

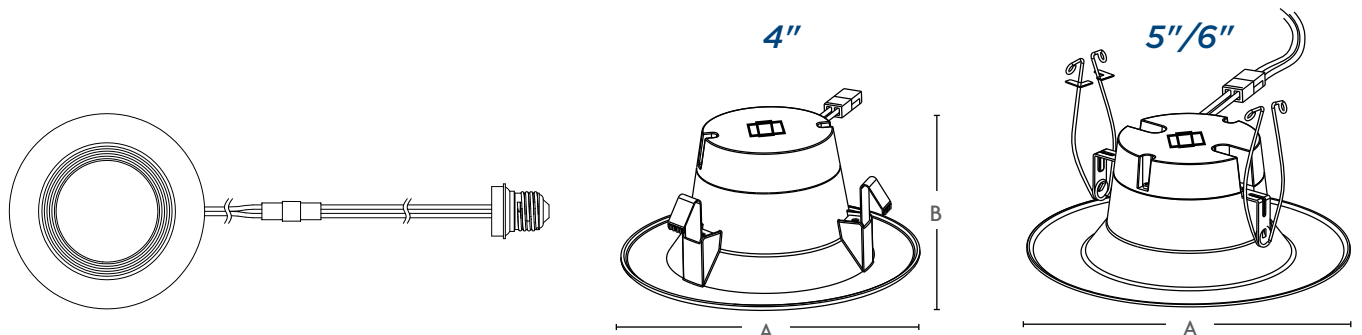
RTL = Recessed Trim LED / **403WH** = 4" Baffle, White Trim / **7W** = 6.5 Watts / **CTS** = Color Temperature Selectable
603WH = 6" Baffle, White Trim / **9W** = 9 Watts
11W = 11 Watts

ENERGY SAVINGS

Catalog Number	LED Watts	Incandescent Replacement Watts	Watts Saved	Yearly Savings	5 Year Savings
Based on 12 hours/day and .11¢/kwh					
RTL/403WH/7W/CTS-46	6.5W	50W	43.5W	\$20.96	\$104.79
RTL/603WH/9W/CTS-46	9W	65W	56W	\$26.98	\$134.90
RTL/603WH/11W/CTS-46	11W	75W	64W	\$30.84	\$154.18

PRODUCT DIMENSIONS / LINE DRAWING

Catalog Number	Diameter (A)	Depth (B)	Weight
RTL/403WH/7W/CTS-46	5.3"	2.5"	0.3 Lbs.
RTL/603WH/9W/CTS-46	7.5"	2.9"	0.5 Lbs.
RTL/603WH/11W/CTS-46	7.5"	2.9"	0.5 Lbs.



NOTES:

¹Dimming- This unit is designed to be compatible with most leading-edge type incandescent or LED style dimmers. (Dimming range 100% - 5%). Fixture performance may vary depending on dimmer manufacturer and circuit loading. For an up to date dimmer list visit www.topaz-usa.com.

Specifications subject to change without prior notice. Replacement wattage shown depends on application and fixture.

This device complies with Part 15 of the FCC Rules. Operation is subject to the following two conditions: (1) this device may not cause harmful interference, and (2) this device must accept any interference received, including interference that may cause undesired operation.

October 2019

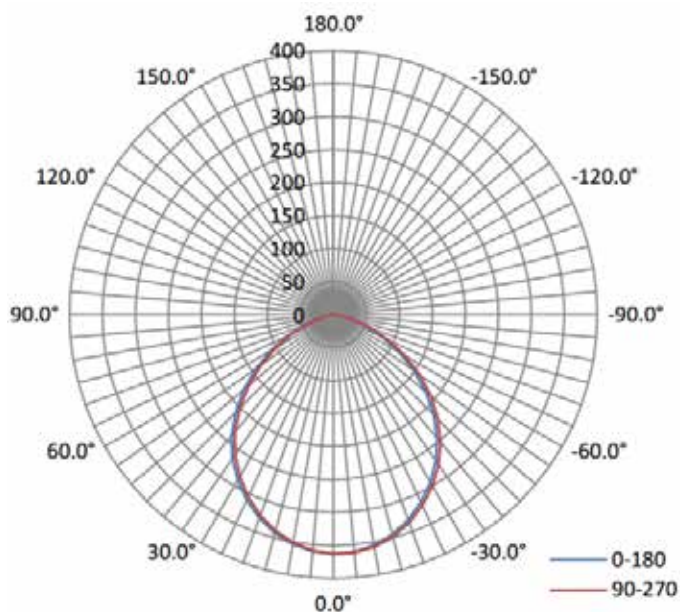


Job Name/Title: _____ Catalog Number _____
Contractor: _____ Notes: _____

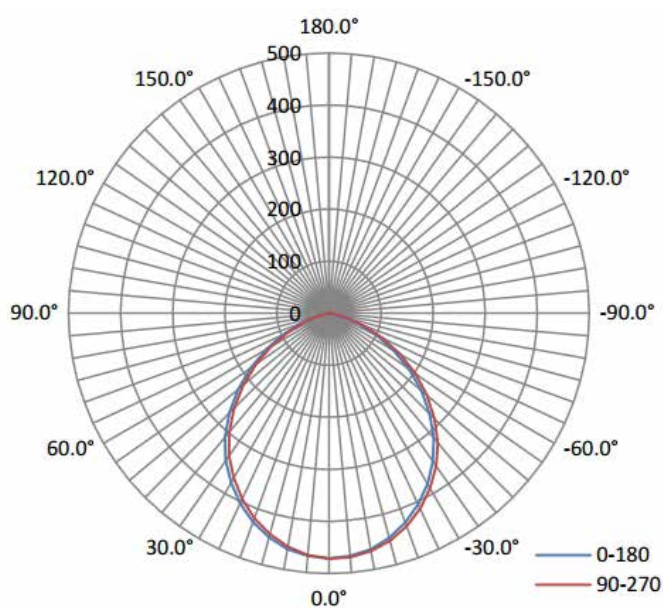
LED Recessed Downlights PERFORMANCE CCT SELECTABLE - BAFFLE TRIM

PHOTOMETRICS

RTL603WH/9W/CTS



RTL603WH/11W/CTS



RTL403WH/7W/CTS

